

Foundation Programme  
in Literacy, Numeracy and Skills  
(FPLNS)

मराठी

**MARATHI**

**GRADE 7**

Student's Workbook

Theme 6: Celebrations and Festivals  
**Birthday Celebration**

---

MAHATMA GANDHI INSTITUTE  
under the aegis of  
MINISTRY OF EDUCATION AND HUMAN RESOURCE  
Republic of Mauritius

2026





# Table of content

<b>Guide to Educators .....</b>	<b>ii</b>
<b>Activity 1: Listen and repeat.....</b>	<b>1</b>
<b>Activity 2: Identify the words through pictures.....</b>	<b>2</b>
<b>Activity 3: Cut and paste.....</b>	<b>4</b>
<b>Activity 4: Spell and practise.....</b>	<b>7</b>
<b>Activity 5: Rearrange the alphabets/letters.....</b>	<b>8</b>
<b>Activity 6: Matching.....</b>	<b>9</b>
<b>Activity 7: Trace the words.....</b>	<b>10</b>
<b>Activity 8: Cut and play.....</b>	<b>11</b>
<b>Activity 9: Fill in the blanks.....</b>	<b>15</b>
<b>Activity 10: Read and answer the questions.....</b>	<b>16</b>
<b>Activity 11: Design a birthday invitation card.....</b>	<b>17</b>
<b>Activity 12: Fill in the blanks and match.....</b>	<b>18</b>
<b>Activity 13: Learn the numerals.....</b>	<b>19</b>
<b>Activity 14: Read the birthday-related terms.....</b>	<b>20</b>

# Guide to Educators

---

## Learning Outcomes

- Recognise basic words related to birthday (e.g. cake, candle, balloons, decorations, gifts, etc).
- Practise pronunciation of vocabulary words.
- Express birthday wishes
- Speak about birthday celebrations using simple sentences.
- Describe a birthday celebration using simple sentences (date, venue, time, invitees, birthday party).
- Read a birthday card with understanding
- Create a birthday card (including birthday wish).

## Activities

- Listen and repeat.
- Identify the words through pictures.
- Cut and paste.
- Spell and practise.
- Rearrange the alphabets/letters.
- Matching.
- Trace the words.
- Cut and play.
- Fill in the blanks.
- Read and answer the questions.
- Design a birthday invitation card.
- Fill in the blanks and match.
- Learn the numerals.
- Read the birthday-related terms.

## Additional Resources

- Pictures and real-life examples to aid recognition.
- Birthday songs and simple stories
- Videos or audios related to birthday celebration.

## Portfolio Assessment

- Skills-based assessments.

## Activity 1: Listen and repeat.

### Listening and Reading Activities:

- The Educator reads and explains the song.
- The students listen to the song and recite under the guidance of the Educator.

### वाढदिवसाचे गाणे

आनंदाच्या क्षणी गाऊ

आनंदी हे गाणे .....

वाढदिवसाच्या मुहूर्तावर

शुभेच्छा ही देणे .....

सुख आणि समृद्धी

दीर्घायुष्य लाभो.....

जीवनाचा प्रत्येक क्षण

आनंदात जावो .....



लेखक : डॉ. अमोल जावदेकर

The Educator may access the audio-visual version of the above poem/song through this link:

[https://youtu.be/zzDFk\\_VS7vk?si=9Lss0JdAar9pOm9f](https://youtu.be/zzDFk_VS7vk?si=9Lss0JdAar9pOm9f)

## Activity 2: Identify the words through pictures.

### Listening and Speaking Activities:

Under the guidance of the Educator, the students:

- listen to the words and repeat them with correct pronunciation.
- listen to the explanation and understand its meaning.
- learn to identify the words with their corresponding pictures.



वाढदिवस



केक




फुगा



मेणबत्ती



पाहुणे



भेट




फुले




हवन



शुभेच्छा



सुरी



आशीर्वाद

### Activity 3: Cut and paste.



#### Reading and Hands-on Activities:

Under the guidance of the Educator, the students:

- learn to identify words with their corresponding images.
- cut the words and paste them in the given boxes.

The photograph shows a birthday party in progress. In the foreground, four children are seated at a table. From left to right: a girl with a blue party hat, a boy with a yellow party hat, a girl with a pink party hat, and a boy with a green party hat. On the table is a round birthday cake with lit candles and the words 'HAPPY BIRTHDAY' on it. To the left of the cake is a vase of colorful flowers. To the right are several wrapped gifts. A knife is also on the table. In the background, a banner reads 'HAPPY BIRTHDAY' and there are many colorful balloons (red, blue, yellow, orange). Other people are visible in the background, some standing and talking. Arrows from the boxes above point to the balloons, the banner, and the children's party hats. Arrows from the boxes below point to the flowers, the cake, the knife, and the gifts.



मेणबत्ती



भेट



फुगे



पाहुणे



केक



सुरी



फुले



#### Activity 4: Spell and practise.

##### Listening and Reading Activities:

- The Educator spells and reads the words aloud.
- The students repeat after the Educator.

केक = के + क

वाढदिवस = वा + ढ + दि + व + स

फुगा = फु + गा

पाहुणे = पा + हु + णे

फुले = फु + ले

शुभेच्छा = शु + भे + च् + छा

सुरी = सु + री

आशीर्वाद = आ + शी + र् + वा + द

## Activity 5: Rearrange the alphabets/letters.

### Reading and Writing Activities:

Under the guidance of the Educator, the students:

- rearrange the alphabets/letters to form the words corresponding to the pictures.
- write and read the words repeatedly.



दि व

स वा ढ

.....



ट भे

.....



णे पा हु

.....



ब मे ती ण

.....



गा फु


.....

## Activity 6: Matching.

### Reading Activity:

Under the guidance of the Educator, the students:

- look at the pictures and read the sentences.
- match the pictures to the appropriate sentences.



केक मोठा आहे.



मेजावर एक भेट आहे.



फुगा लाल आहे.



फुले सुंदर आहेत.



पाहुणे गात आहेत.

## Activity 7: Trace the words.

### Writing Activity:

Under the guidance of the Educator, the students trace the words.



वाढदिवसाच्या शुभेच्छा

वाढदिवसाच्या शुभेच्छा

## Activity 8: Cut and play.


### Reading Activity:

- The Educator explains the Memory Game to the students and guide them through the process.

### Instructions / Rules of the Memory Game:

Cut out the set of 10 cards: pictures(5) and phrases(5).

1. Shuffle the cards and place them face down on the table.
2. The first player turns over two cards.
3. If the picture matches the phrase, the player keeps them and gets another turn.
4. If they do not match, the cards are turned back over, and it becomes the next player's turn.
5. The player with the most matched pairs at the end wins.





वाढदिवसाचा मोठा केक

लाल फुगा

निळे फूल

लहान भेट

पिवळी मेणबत्ती



## Activity 9: Fill in the blanks.

### Writing and Reading Activities:

Under the guidance of the Educator, the students:

- choose and write the missing alphabets given in brackets to complete the word.
- read the words aloud repeatedly.

मे.....बत्ती ( ण , न )

फु ..... ( गू , गा )

..... हुणे ( पी, पा )

वा....दिवस ( ढ , द )

फु..... ( ळे, ले)

.... री ( सु, सू)

....शीर्वाद ( अ , आ )

ह..... न ( ब, व )

## Activity 10: Read and answer the questions.

### Reading and Speaking Activities:

The Educator:

- reads the birthday invitation card and explains it to the students.
- asks questions to the students.

वाढदिवसाचे आमंत्रण

देवयान महादू

यांचा

१२व्या वाढदिवसाची पार्टी

शनिवारी १५ जून २०२५ रोजी

सकाळी १० वाजता

स्थळ: महाराष्ट्र भवन - मोका

Prompt questions to the Educator:

मौखिक प्रश्न:

१. कोणाचा वाढदिवस आहे ?
२. तो किती वर्षांचा होईल?
३. तो आपला वाढदिवस कोठे साजरा करत आहे ?
४. त्याचा वाढदिवस कधी आहे ?
५. वाढदिवस किती वाजता साजरा होईल?

## Activity 11: Design a birthday invitation card.

### Writing Activities:

- The Educator encourages the students to talk about their birthday.
- The students make a birthday invitation card.

शिक्षकांना सूचना:

१. कोणाचा वाढदिवस आहे ?
२. किती वर्षांचा होईल ?
३. वाढदिवस केव्हा आहे ?
४. वाढदिवस कोठे साजरा होणार आहे ?
५. वाढदिवस किती वाजता साजरा होणार आहे ?




वाढदिवसाचे कार्ड तयार करा.




## Activity 12: Fill in the blanks and match.

### Listening and Speaking Activities:


Under the guidance of the Educator, the students:

- listen and repeat the different colours.
- identify the colours in the pictures and fill in the blanks accordingly.
- match the sentences to the appropriate pictures.


Colour Chart	Names
	लाल
	निळा
	पिवळा

Colour Chart	Names
	हिरवा
	पांढरा
	काळा

फुगा ..... आहे.



गिटार ..... आहे.



फूल ..... आहे.



मेणबत्ती ..... आहे.



समुद्र ..... आहे.



### Activity 13: Learning numerals.

#### Listening, Speaking and Writing Activities:

Under the guidance of the Educator, the students:

- listen and repeat the numerals.
- copy the numerals in figures and words.

Number	अंक	Rewrite the figures	अंकांची नावे	Copy the numbers in words (Marathi)
1	१		एक	
2	२		दोन	
3	३		तीन	
4	४		चार	
5	५		पाच	
6	६		सहा	
7	७		सात	
8	८		आठ	
9	९		नऊ	
10	१०		दहा	
11	११		अकरा	
12	१२		बारा	
13	१३		तेरा	
14	१४		चौदा	
15	१५		पंधरा	

## Activity 14: Read the birthday-related terms.

### Listening and Reading Activities:

Under the guidance of the Educator, the students:

- listen and read birthday-related terms with understanding.
- cultivate a positive attitude towards birthday celebration traditions.



हवन / स्वाहा



दिवे लावणे



वाढदिवसाच्या  
शुभेच्छा



धन्यवाद



आयुष्यमान भव



शुभ आहार